
Management's Discussion and Analysis

The following management's discussion and analysis ("MD&A") was prepared as of May 11, 2021, and is a review of the results of operations and the liquidity and capital resources of Keyera Corp. and its subsidiaries (collectively "Keyera"). The MD&A should be read in conjunction with the accompanying unaudited condensed interim consolidated financial statements ("accompanying financial statements") of Keyera for the three months ended March 31, 2021 and the notes thereto as well as the audited consolidated financial statements of Keyera for the year ended December 31, 2020, and the related MD&A. The accompanying financial statements have been prepared in accordance with International Financial Reporting Standards ("IFRS"), also referred to as GAAP, and are stated in Canadian dollars. Additional information related to Keyera, including its Annual Information Form, is available on SEDAR at www.sedar.com or on Keyera's website at www.keyera.com.

This MD&A contains non-GAAP measures and forward-looking statements and readers are cautioned that the MD&A should be read in conjunction with Keyera's disclosure under "NON-GAAP FINANCIAL MEASURES" and "FORWARD-LOOKING STATEMENTS" included at the end of this MD&A.

Keyera's Business

Keyera operates an integrated Canadian-based energy infrastructure business with extensive interconnected assets and depth of expertise in delivering energy infrastructure solutions. Keyera operates assets in the oil and gas industry between the upstream sector, which includes oil and gas exploration and production, and the downstream sector, which includes the refining and marketing of finished products. Keyera is organized into three highly integrated operating segments:

1. Gathering and Processing – Keyera owns and operates raw gas gathering pipelines and processing plants, which collect and process raw natural gas, remove waste products and separate the economic components, primarily natural gas liquids ("NGLs"), before the sales gas is delivered into long-distance pipeline systems for transportation to end-use markets. Keyera also provides condensate handling services through its condensate gathering pipelines and stabilization facilities.
2. Liquids Infrastructure – Keyera owns and operates a network of facilities for the gathering, processing, storage and transportation of the by-products of natural gas processing, including NGLs in mix form and specification NGLs such as ethane, propane, butane and condensate. In addition, this segment includes Keyera's iso-octane facilities at Alberta EnviroFuels ("AEF"), its liquids blending facilities and its 50% interest in the crude oil storage facility at the Base Line Terminal.
3. Marketing – Keyera markets a range of products associated with its two infrastructure business lines, primarily propane, butane, condensate and iso-octane, and also engages in liquids blending.

The Gathering and Processing and Liquids Infrastructure segments provide energy infrastructure solutions to customers on a fee-for-service basis. Keyera also has a Corporate business segment described in this MD&A that is not considered a material part of the business.

Overview

Approximately one year after the onset of the COVID-19 pandemic that created significant economic uncertainty, energy markets appear to have stabilized. Keyera continues to focus on the things that are within its control to ensure the continued well-being of its employees and other stakeholders as well as the profitability of the company. This includes a focus on managing costs, relentless capital discipline, capital project execution and continuing to advance its ESG priorities.

Keyera recorded strong first quarter 2021 financial results as global energy demand and commodity prices continued to strengthen during the quarter. In the Gathering and Processing segment, both the Wapiti and Pipestone gas plants achieved their highest throughput volumes since these facilities became operational. Strong producer activity in the North region combined with improved operational performance and stable volumes at Keyera's South region facilities contributed to these solid results.

The Liquids Infrastructure segment set another record for quarterly financial results as high utilization of Keyera's fractionation and storage assets in Fort Saskatchewan continue to generate strong, stable margin. In addition, condensate volumes delivered through Keyera's industry leading condensate system increased relative to the fourth quarter of 2020 by 2% and reached a new record in April. The Liquids Infrastructure segment continues to deliver long-term, stable cash flow. Through Keyera's capital allocation criteria, it is these attributes that the company is focused on growing over time while generating strong returns. The KAPS project is not only a highly strategic asset but it also embodies the important attribute of generating long-term, stable cash flow.

The Marketing segment also delivered solid results in the first quarter because of the portfolio of products that are sold within this segment. Due to improving market fundamentals for NGLs and iso-octane combined with a disciplined risk management program, 2021 annual realized margin guidance for the Marketing segment was increased from the previous range. See below for the revised 2021 annual Marketing realized margin guidance.

In the first quarter of 2021, Keyera issued \$350 million in hybrid subordinated notes at a coupon rate of 5.95% to fund its capital projects, including its 50% ownership interest in the KAPS project. With the completion of this financing and Keyera's strong balance sheet, it is well positioned to fund this project without issuing common equity. Keyera's net debt to adjusted EBITDA ratio as of March 31, 2021 was 2.7x¹ as calculated for covenant test purposes. Keyera's long-term target is to maintain net debt to adjusted EBITDA in the 2.5x to 3.0x range. This conservative range provides ample room to maintain its investment grade credit ratings and protect against any potential future economic events.

Keyera expects the following for 2021:

- annual realized margin for the Marketing segment to range between **\$260 million and \$290 million**, which exceeds the "base realized margin" range of between \$180 million and \$220 million;
- a cash tax expense of between **\$20 million and \$30 million**;
- maintenance capital expenditures to range between **\$30 million and \$40 million**; and
- growth capital expenditures to range between **\$400 million and \$450 million** excluding capitalized interest, with the majority related to the construction of the KAPS pipeline system.

Readers are referred to the section of the MD&A titled, "Segmented Results: Marketing" for the assumptions associated with the 2021 Marketing realized margin guidance and "Forward-Looking Statements" for a further discussion of the assumptions and risks that could affect future performance and plans.

¹ Keyera's Net Debt to Adjusted EBITDA calculation for covenant test purposes excludes \$950 million of total outstanding subordinated hybrid notes.

CONSOLIDATED FINANCIAL RESULTS

The following table highlights some of the key consolidated financial results for the three months ended March 31, 2021 and 2020:

(Thousands of Canadian dollars, except per share data)	Three months ended March 31,	
	2021	2020
Net earnings	85,825	85,608
Net earnings per share (basic)	0.39	0.39
Operating margin	235,975	412,683
Realized margin ¹	244,450	332,949
Adjusted EBITDA ²	224,830	327,115
Cash flow from operating activities	268,429	316,684
Funds from operations ³	181,065	286,348
Distributable cash flow ³	164,751	253,039
Distributable cash flow per share ³ (basic)	0.75	1.16
Dividends declared	106,091	105,212
Dividends declared per share	0.48	0.48
Payout ratio ⁴	64%	42%

Notes:

¹ Realized margin is defined as operating margin excluding unrealized gains and losses on commodity-related risk management contracts. Realized margin is not a standard measure under GAAP. See the section titled "Non-GAAP Financial Measures". For a reconciliation of operating margin to realized margin as it relates to the Marketing, Gathering and Processing, and Liquids Infrastructure segments, see the section titled "Segmented Results of Operations".

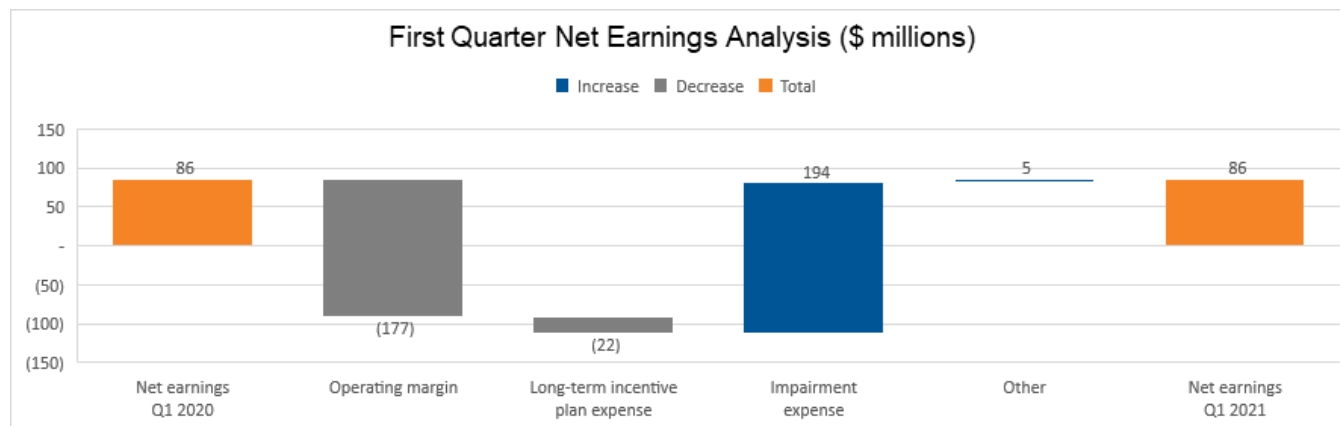
² Adjusted EBITDA is defined as earnings before finance costs, taxes, depreciation, amortization, impairment expenses, unrealized gains/losses and any other non-cash items such as gains/losses on the disposal of property, plant and equipment. EBITDA and adjusted EBITDA are not standard measures under GAAP. See the section titled "EBITDA" for a reconciliation of adjusted EBITDA to its most closely related GAAP measure.

³ Funds from operations and distributable cash flow are not standard measures under GAAP. See the section titled, "Dividends: Funds from Operations and Distributable Cash Flow", for a reconciliation of funds from operations and distributable cash flow to the most closely related GAAP measure.

⁴ Payout ratio is defined as dividends declared to shareholders divided by distributable cash flow and is not a standard measure under GAAP.

Net Earnings

For the three months ended March 31, 2021, net earnings were \$86 million, virtually unchanged from the same period in 2020 due to the following:



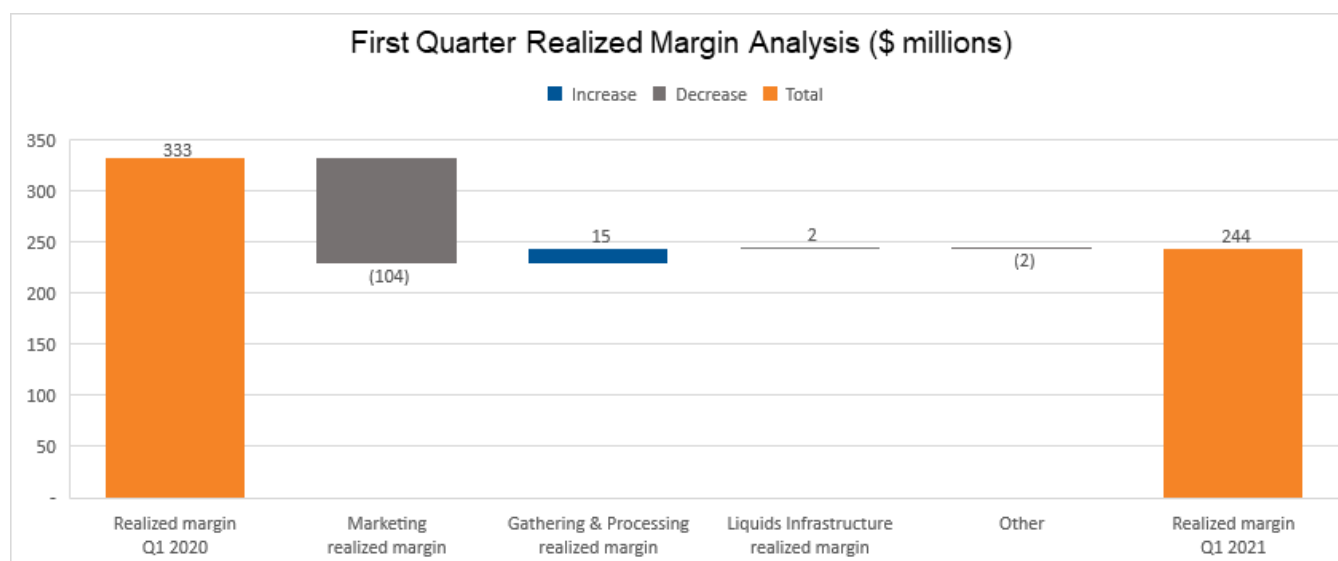
See the section below for more information related to operating margin. For more information related to impairment expense, please see the section of this MD&A titled, “Corporate and Other: Net Impairment Expense”. For all other charges mentioned above, please see the section of the MD&A titled, “Corporate and Other”, for more information related to these charges.

Operating Margin and Realized Margin

For the three months ended March 31, 2021, operating margin was \$236 million, \$177 million lower than the same period in 2020 due to: i) the inclusion of an unrealized non-cash loss of \$8 million associated with risk management contracts from the Marketing segment in 2021 compared to an unrealized non-cash gain of \$81 million in 2020; and ii) \$88 million in lower realized margin as described in more detail below.

In the first quarter of 2021, realized margin (excluding the effect of unrealized gains and losses from commodity-related risk management contracts) was \$244 million, \$88 million lower than the same period in 2020 due to \$104 million in lower realized margin from the Marketing segment. The lower results from the Marketing segment were primarily attributable to significantly lower iso-octane margins due to an exceptionally strong Q1 2020 that benefited from historically high demand, strong product premiums and lower average butane feedstock costs.

Partly offsetting the lower realized margin from the Marketing segment was \$17 million of higher realized margin mainly related to the Gathering and Processing segment. Higher processing throughput and lower operating costs at the Wapiti gas plant and incremental margin from the Pipestone gas plant that commenced operations in October 2020, resulted in higher realized margin for the Gathering and Processing segment in the first quarter of 2021 compared to the same period in the prior year.

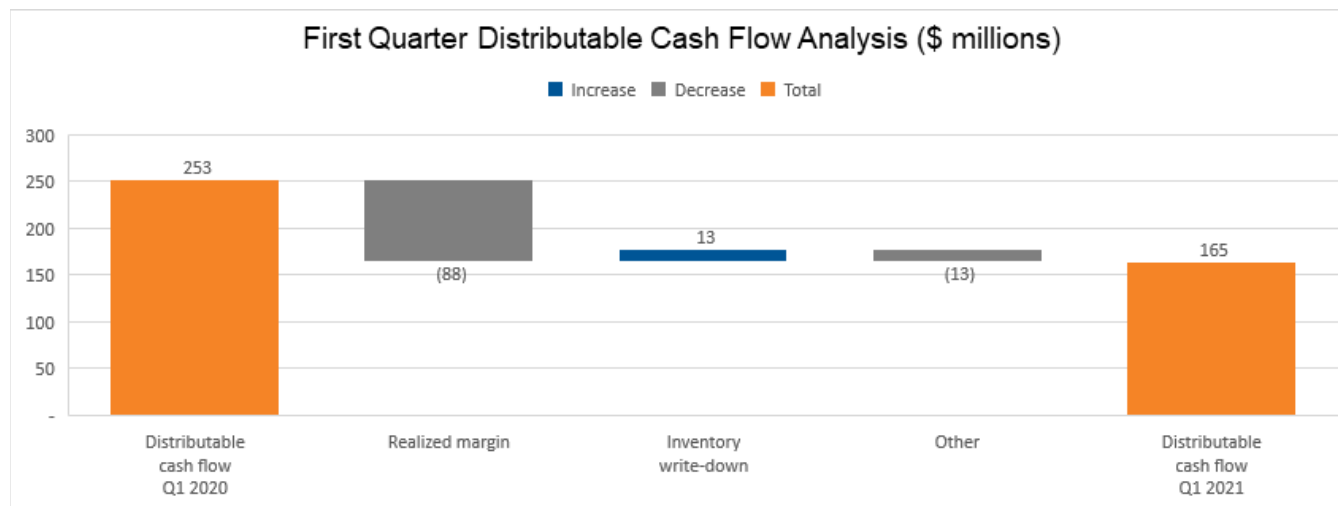


See the section titled “Segmented Results of Operations” for more information on operating results by segment.

Cash Flow Metrics

Cash flow from operating activities for the first quarter of 2021 was \$268 million, \$48 million lower than the same period in 2020 due to lower financial results from the Marketing segment that were partly offset by higher cash generated from operating working capital since year-end.

Distributable cash flow was \$165 million for the three months ended March 31, 2021, \$88 million lower than the same period in 2020 primarily due to lower financial results from the Marketing segment.



Refer to the sections of this MD&A titled, “Dividends: Funds from Operations and Distributable Cash Flow”, for a reconciliation of cash flow from operating activities to funds from operations and distributable cash flow and “Segmented Results of Operations”, for a reconciliation of operating margin to realized margin related to the Marketing, Gathering and Processing and Liquids Infrastructure segments.

SEGMENTED RESULTS OF OPERATIONS

The discussion of the results of operations for each of the operating segments focuses on operating margin. Operating margin refers to operating revenues less operating expenses and does not include the elimination of inter-segment transactions. Management believes operating margin provides an accurate portrayal of operating profitability by segment. Keyera's Gathering and Processing and Liquids Infrastructure segments charge Keyera's Marketing segment for the use of facilities at market rates. These segment measures of profitability for the three months ended March 31, 2021 and 2020 are reported in note 15, Segment Information, of the accompanying financial statements. A complete description of Keyera's businesses by segment can be found in Keyera's Annual Information Form, which is available at www.sedar.com.

Gathering and Processing

Keyera currently has interests in 14 active gas plants¹, all of which are located in Alberta. Keyera operates 11 of the 14 active gas plants and has the option to become the operator of the Pipestone gas plant on January 1, 2026, approximately five years after the commencement of its operations. The Gathering and Processing segment includes raw gas gathering systems and processing plants strategically located in the natural gas production areas on the western side of the Western Canada Sedimentary Basin ("WCSB"). Several of the gas plants are interconnected by raw gas gathering pipelines, allowing raw gas to be directed to the gas plant best suited to process the gas. Most of Keyera's facilities are also equipped with condensate handling capabilities. Keyera's facilities and gathering systems collectively constitute a network that is well positioned to serve drilling and production activity in the WCSB. Keyera's Simonette, Wapiti and Pipestone gas plants, as well as the non-operated Edson gas plant, are generally referred to as its "Northern" or "North" gas plants due to their geographic location and proximity to one another. Gas plants in the North are generally dedicated to processing gas and handling condensate from the Montney formation. All of Keyera's other Gathering and Processing plants are generally referred to as its "Southern" or "South" gas plants.

Operating and realized margin for the Gathering and Processing segment were as follows:

Operating and Realized Margin and Throughput Information (Thousands of Canadian dollars)	Three months ended March 31,	
	2021	2020
Revenue ²	143,644	128,759
Operating expenses ²	(64,661)	(64,288)
Operating margin	78,983	64,471
Unrealized loss on risk management contracts	244	—
Realized margin³	79,227	64,471
Gross processing throughput ⁴ – (MMcf/d)	1,402	1,386
Net processing throughput ^{4,5} – (MMcf/d)	1,193	1,142

¹ Excludes gas plants where Keyera has suspended operations.



² Includes inter-segment transactions.

³ Realized margin is not a standard measure under GAAP. Management believes that this supplemental measure facilitates the understanding of the financial results for the operating segments in the period without the effect of mark-to-market changes from risk management contracts related to future periods.

⁴ Includes gas volumes and the conversion of liquids volumes handled through the processing facilities to a gas volume equivalent.

⁵ Net processing throughput refers to Keyera's share of raw gas processed at its processing facilities.

First Quarter Operating Margin and Revenue

Operating Margin	 \$15 million vs Q1 2020	<p>Increase was primarily due to \$25 million in higher operating margin from:</p> <ul style="list-style-type: none"> • higher processing throughput and lower operating costs at the Wapiti gas plant; and • incremental margin from the Pipestone gas plant that commenced operations in October 2020. <p>The above factors were partly offset by \$7 million in lower operating margin from:</p> <ul style="list-style-type: none"> • lower processing throughput at the Strachan gas plant due to natural declines; • reduced operating margin from the Brazeau River gas plant resulting from a customer diverting volumes to their own facility beginning in April 2020; and • lower operating margin from the Alder Flats gas plant due to a disclaimed take-or-pay agreement with a former joint venture partner of the facility in March 2020.
Revenue	 \$15 million vs Q1 2020	<ul style="list-style-type: none"> • Increase in revenue was primarily due to the same factors that contributed to higher operating margin.

Gathering and Processing Activity

The Gathering and Processing segment recorded solid financial results in the first quarter of 2021 with operating margin of \$79 million, 23% and 3% higher than the first and fourth quarters of 2020, respectively.

Keyera's North region gas plants were a significant contributor to these positive results due to strong operational performance at the Wapiti and Pipestone gas plants that reached their highest gross processing throughput levels since inception of their operations. These facilities as well as the Simonette gas plant also benefited from new production volumes as stronger condensate prices revitalized producer activity levels in the condensate-rich Montney area surrounding Keyera's Northern gas plants.

Stronger commodity prices combined with Keyera's continued efforts to reduce per unit operating costs has incited producers to bring on new volumes to its facilities in the North region and has stabilized processing throughput at Keyera's South region gas plants. As a result, Keyera is encouraged by the early indications of a positive financial rebound for the Gathering and Processing business in 2021 relative to 2020.

Through the first quarter of 2021, Keyera continued to focus on improving the competitive position of the Gathering and Processing segment by adhering to the following strategic priorities:

- reduce the overall cost structure and optimize the portfolio of gas plants;
- deliver competitive, full-service solutions and improve customer netbacks; and

- increase the overall utilization of Keyera's gas plants thereby reducing carbon emissions on a gross and intensity basis, as well as associated compliance costs.

Keyera advanced these priorities during the first quarter of 2021 with preparation activities focused on the upcoming suspension of operations at the Ricinus and Brazeau North gas plants. Keyera is working closely with its customers and partners to ensure that substantially all volumes for the remaining facilities to be suspended will be redirected to other Keyera facilities, thereby increasing overall utilization, reducing per unit operating costs and enhancing the company's competitive positioning.

The timing for completing the overall optimization plan is as follows:

Gas Plant	Timing of Suspension
Minnehik Buck Lake	Completed in May 2020
West Pembina	Completed in August 2020
Bigoray	Completed in September 2020
Ricinus	Second half of 2021
Brazeau North	Mid-2021
Nordegg River	2022

Upon completion of the optimization plan, utilization of Keyera's gas plants in the South region is expected to increase from less than 50% to approximately 70% by mid-2022. The optimization strategy also aligns with Keyera's environmental efforts by reducing its overall gross greenhouse gas emissions by approximately 12% in 2021 relative to 2019. The operating cost reductions and optimization of gas plants are expected to result in an improvement in operating margin of \$20 million to \$30 million per year, with the majority of the annual benefit expected to materialize by the end of 2021. A portion of these benefits were realized in the first quarter of 2021.

In the third quarter of 2021, the Wapiti gas plant will be taken offline for approximately 10 days to install new waste heat recovery infrastructure and to perform other minor maintenance work. This planned outage will support the future reliability of the facility. The cost of the new waste heat recovery infrastructure is approximately \$5 million and will be included as a growth capital expenditure. The estimated impact to operating margin from the outage is under \$5 million.

For 2021, maintenance turnarounds are scheduled to be completed at the Brazeau River and Zeta Creek gas plants at an estimated combined cost of approximately \$10 million. The costs associated with maintenance turnarounds are capitalized for accounting purposes and do not have an effect on operating expenses in the Gathering and Processing segment. Distributable cash flow is reduced by Keyera's share of the cost of the turnarounds, as these costs are included in its financial results as maintenance capital expenditures.

Liquids Infrastructure

The Liquids Infrastructure segment provides fractionation, storage, transportation, liquids blending and terminalling services for NGLs and crude oil, and produces iso-octane. These services are provided to customers through an extensive network of facilities, including the following assets:

- NGL and crude oil pipelines;
- underground NGL storage caverns;
- above ground storage tanks;
- NGL fractionation and de-ethanization facilities;
- pipeline, rail and truck terminals;
- liquids blending facilities; and
- the AEF facility.

The AEF facility has a licensed production capacity of 13,600 barrels per day of iso-octane. Iso-octane is a low vapour pressure, high-octane gasoline blending component that contains virtually no sulphur, aromatics or benzene, making this product a clean burning gasoline additive. AEF uses butane as the primary feedstock to produce iso-octane. As a result, AEF's business creates positive synergies with Keyera's Marketing business, which purchases, handles, stores and sells large volumes of butane.

Most of Keyera's Liquids Infrastructure assets are located in, or connected to, the Edmonton/Fort Saskatchewan area of Alberta, one of four key NGL hubs in North America. A significant portion of the NGL production from Alberta raw gas processing plants is delivered into the Edmonton/Fort Saskatchewan area via multiple NGL gathering systems for fractionation into specification products and delivery to market. Keyera's underground storage caverns at Fort Saskatchewan are used to store NGL mix and specification products. For example, propane can be stored in the summer months to meet winter demand; condensate can be stored to meet the diluent supply needs of the oil sands sector; and butane can be stored to meet blending and iso-octane feedstock requirements.

Keyera operates an industry-leading condensate hub in Western Canada that includes connections to: i) all major condensate receipt points, including Enbridge's Southern Lights pipeline and CRW pool, all the Fort Saskatchewan area fractionators, and Pembina's Cochin pipeline and Canadian Diluent Hub; and ii) all major condensate delivery points, including Inter Pipeline's Polaris and Cold Lake pipelines, the Norlite pipeline, Enbridge's CRW pool, and Wolf Midstream's Access pipeline system.

Keyera's Liquids Infrastructure assets are closely integrated with its Marketing segment, providing the ability to source, transport, process, store and deliver products across North America. A portion of the revenues earned by this segment relate to services provided to Keyera's Marketing segment. All of the revenues in this segment that are associated with the AEF facility and the Oklahoma Liquids Terminal relate to services provided to the Marketing segment.

Operating and realized margin for the Liquids Infrastructure segment were as follows:



Operating and Realized Margin (Thousands of Canadian dollars)	Three months ended March 31,	
	2021	2020
Revenue ¹	147,737	144,787
Operating expenses ¹	(43,352)	(42,665)
Operating margin	104,385	102,122
Unrealized loss on risk management contracts	426	960
Realized margin²	104,811	103,082

Notes:

¹ Includes inter-segment transactions.

² Realized margin is not a standard measure under GAAP. Management believes that this supplemental measure facilitates the understanding of the financial results for the operating segments in the period without the effect of mark-to-market changes from risk management contracts related to future periods.

First Quarter Operating Margin and Revenue

Operating Margin	 \$2 million vs Q1 2020	<ul style="list-style-type: none"> Increase was primarily due to higher storage revenues as strong demand resulted in higher contracted volumes and incremental margin associated with cavern 16 in Fort Saskatchewan which came into service in April 2020.
Revenue	 \$3 million vs Q1 2020	<ul style="list-style-type: none"> Increase was due to the same factor that contributed to higher operating margin as described above.

Liquids Infrastructure Activity

The Liquids Infrastructure segment posted record financial results in the first quarter of 2021. The segment's operational performance was exceptional while demand for its diverse range of infrastructure service offerings continued to strengthen amidst the improving commodity price environment.

Demand for services from Keyera's Fort Saskatchewan storage assets remained strong after a robust year in 2020. This strong demand is expected to continue through 2021 and be met with incremental storage capacity as the 17th underground storage cavern is scheduled to come into service in the fourth quarter. Keyera's storage assets provide significant operational flexibility and value to customers in a dynamic commodity price environment with varying levels of demand.

As crude oil prices steadily increased through the first quarter 2021, oil sands production continued to be strong resulting in higher condensate demand. As a result, volumes through Keyera's condensate system in the first quarter of 2021 were 2% higher than the fourth quarter of 2020 and reached a new record in April. The strong volumes do not have a significant financial impact to Keyera due to long-term, take-or-pay arrangements in place with several major oil sands producers. Under these agreements, Keyera provides a variety of services including diluent transportation, storage and rail offload services in the Edmonton/Fort Saskatchewan area.

The two fractionation units at Keyera's Fort Saskatchewan complex were fully utilized in the first quarter of 2021. For the contract year beginning April 1, 2021, Keyera has contracted fractionation fees that are comparable to the prior year and expects utilization of its fractionation units to remain near nameplate capacity in 2021. This is due to strong demand from Keyera's customer base that includes several of the largest NGL producers active in the WCSB.

The AEF facility is operated by the Liquids Infrastructure segment and provides iso-octane processing services to the Marketing segment on a fee-for-service basis. The facility's operational performance was strong in the first quarter of 2021 as iso-octane production averaged slightly above AEF's nameplate capacity.

Keyera continues to focus on enhancing its infrastructure to meet the needs of its customers. The table below is a status update of major projects in the Liquids Infrastructure segment:

Liquids Infrastructure – Capital Projects Status Update		
Facility/Area	Project Description	Project Status Update
KAPS (50/50 joint venture with Energy Transfer Canada ULC)	KAPS NGL and Condensate Pipeline System: Development of a 12-inch and 16-inch NGL and condensate pipeline system that will transport Montney and Duvernay production in northwestern Alberta to Keyera's fractionation assets and condensate system in Fort Saskatchewan. Along its route, KAPS will be connected to Keyera's Pipestone, Wapiti and Simonette gas plants and several third-party gas plants.	<p>Approvals from the Alberta Energy Regulator to proceed with the construction of the main line were received in 2020. Pipe fabrication related to the main line commenced in the first quarter of 2021 while engineering and other regulatory work continued.</p> <p>KAPS is anticipated to be operational in 2023.</p> <p><i>Estimated total cost to complete:</i></p> <ul style="list-style-type: none"> gross cost is approximately \$1.6 billion Keyera's net share of costs is approximately \$800 million <p><i>Total net costs to March 31, 2021:</i></p> <ul style="list-style-type: none"> \$19 million for the first quarter of 2021 \$64 million since inception
Cushing, Oklahoma (90/10 joint venture with affiliate of Lama Energy Group)	Wildhorse Terminal ("Wildhorse"): Development of a crude oil storage and blending terminal in Cushing, Oklahoma which will include 12 above ground tanks with 4.5 million barrels of working storage capacity. Wildhorse will initially be pipeline connected to two existing storage terminals in Cushing.	<p>The terminal was mechanically complete at the end of January 2021 and commissioning activities have commenced. The terminal is expected to be operational in mid-2021.</p> <p><i>Estimated total cost to complete:</i></p> <ul style="list-style-type: none"> gross cost is approximately US\$231 million Keyera's net share of costs is approximately US\$208 million <p><i>Total net costs to March 31, 2021:</i></p> <ul style="list-style-type: none"> \$4 million (US\$3 million) for the first quarter of 2021 \$255 million (US\$192 million) since inception

Liquids Infrastructure – Capital Projects Status Update		
Facility/Area	Project Description	Project Status Update
South Cheecham (50/50 joint venture with Enbridge)	Sulphur Facilities: Development of sulphur handling, forming, and storage facilities at the South Cheecham rail and truck terminal.	<p>Regulatory approvals were received and construction commenced during the first quarter of 2021.</p> <p>The sulphur facilities are anticipated to be operational in 2022.</p> <p><i>Estimated total cost to complete:</i></p> <ul style="list-style-type: none"> gross cost is approximately \$139 million Keyera's net share of costs is approximately \$70 million <p><i>Total net costs to March 31, 2021:</i></p> <ul style="list-style-type: none"> \$5 million for the first quarter of 2021 \$13 million since inception

Estimated costs and completion times for the projects currently under development that are discussed above assume that construction proceeds as planned, that actual costs are in line with estimates and, where required, that regulatory approvals and any other third-party approvals or consents are received on a timely basis. With respect to regulatory approvals for the Wildhorse Terminal, operational regulatory permitting is applied for at construction completion or prior to startup. Regulatory approvals for KAPS and the South Cheecham Sulphur Facilities have been received. A portion of the costs incurred for completed and ongoing projects is based on estimates. Final costs may differ when actual invoices are received or contracts are settled. Costs for the projects described above exclude carrying charges (i.e., capitalized interest). The section of this MD&A titled, "Forward-Looking Information", provides more information on factors that could affect the development of these projects.

Marketing

The Marketing segment is focused on the purchase and sale of products associated with Keyera's facilities, including NGLs, crude oil and iso-octane. Keyera markets products acquired through processing arrangements, term supply agreements and other purchase transactions. Most NGL volumes are purchased under one-year supply contracts typically with terms beginning in April of each year. In addition, Keyera has long-term supply arrangements with several producers for a portion of its NGL supply. Keyera may also source additional condensate or butane, including from the U.S., when market conditions and associated sales contracts are favourable.

Keyera negotiates sales contracts with customers in Canada and the U.S. based on the volumes it has contracted to purchase. In the case of condensate sales, the majority of the product is sold to customers in Alberta shortly after it is purchased. Butane is used as the primary feedstock in the production of iso-octane at Keyera's AEF facility and therefore a significant portion of the contracted butane supply is retained for Keyera's own use.

Propane markets are seasonal and geographically diverse. Keyera sells propane in various North American markets, often where the only option for delivery is via railcar or truck. Keyera is well positioned to serve these markets due to its extensive infrastructure and rail logistics expertise. Further, because demand for propane is typically higher in the winter, Keyera can utilize its NGL storage facilities to build an inventory of propane during the summer months when prices are typically lower to fulfill winter term-sales commitments.

Keyera manages its NGL supply and sales portfolio by monitoring its inventory position and purchase and sale commitments. Nevertheless, the Marketing business is exposed to commodity price fluctuations arising between the time contracted volumes are purchased and the time they are sold, as well as pricing differentials between different geographic markets. These risks are managed by purchasing and selling product at prices based on the same or similar indices or benchmarks, and through physical and financial contracts that include energy-related forward contracts, price swaps, forward currency contracts and other hedging instruments. A more detailed description of the risks associated with the Marketing segment is available in Keyera's Annual Information Form, which is available at www.sedar.com.

Keyera's primary markets for iso-octane are in the Gulf Coast, Midwestern United States, and Western Canada. Demand for iso-octane is seasonal, with higher demand in the spring and summer, typically resulting in higher sales prices during these months. There can be significant variability in iso-octane margins. As with Keyera's other marketing activities, various strategies are utilized to mitigate the risks associated with the commodity price exposure, including the use of financial contracts. The section of this MD&A titled "Risk Management" provides more information on the risks associated with the sale of iso-octane and Keyera's related hedging strategy.

Keyera also engages in liquids blending, where it operates facilities at various locations, allowing it to transport, process and blend various product streams. Margins are earned by blending products of lower value into higher value products. As a result, these transactions are exposed to variability in price and quality differentials between various product streams. Keyera manages this risk by balancing its purchases and sales and employing risk management strategies.

Overall, the integration of Keyera's business lines means that its Marketing segment can draw on the resources available to it through its two fee-for-service, facilities-based operating segments (Liquids Infrastructure and Gathering and Processing), including access to NGL supply and key fractionation, storage and transportation infrastructure and logistics expertise.

Operating and realized margin for the Marketing segment were as follows:

Operating and Realized Margin (Thousands of Canadian dollars, except for sales volume information)	Three months ended March 31,	
	2021	2020
Revenue ¹	821,617	873,163
Operating expenses ¹	(768,387)	(627,140)
Operating margin	53,230	246,023
Unrealized loss (gain) on risk management contracts	7,805	(80,999)
Realized margin²	61,035	165,024
Sales volumes (Bbl/d)	173,500	171,000

Notes:

¹ Includes inter-segment transactions.

² Realized margin is not a standard measure under GAAP. Management believes that this supplemental measure facilitates the understanding of the financial results for the operating segments in the period without the effect of mark-to-market changes from risk management contracts related to future periods.




Composition of Marketing Revenue (Thousands of Canadian dollars)	Three months ended March 31,	
	2021	2020
Physical sales	903,562	736,170
Realized cash (loss) gain on financial contracts ¹	(74,140)	55,994
Unrealized gain due to reversal of financial contracts existing at end of prior period	22,024	5,371
Unrealized (loss) gain due to fair value of financial contracts existing at end of current period	(30,613)	75,810
Unrealized gain (loss) from fixed price physical contracts ²	784	(182)
Total unrealized (loss) gain on risk management contracts	(7,805)	80,999
Total (loss) gain on risk management contracts	(81,945)	136,993
Total Marketing revenue	821,617	873,163

Notes:

¹ Realized cash gains and losses represent actual cash settlements or receipts under the respective contracts.

² Unrealized gains and losses represent the change in fair value of fixed price physical contracts that meet the GAAP definition of a derivative instrument.

First Quarter Operating & Realized Margin and Revenue

Operating Margin	 \$193 million vs Q1 2020	<ul style="list-style-type: none"> • Decrease was due to the inclusion of an \$8 million unrealized non-cash loss from risk management contracts compared to an \$81 million unrealized non-cash gain in Q1 2020; and • \$104 million in lower realized margin as described in more detail below.
Realized Margin	 \$104 million vs Q1 2020	<ul style="list-style-type: none"> • Decrease was primarily due to \$95 million in lower iso-octane margins due to an exceptionally strong Q1 2020 that benefited from historically high demand, strong product premiums and lower average butane feedstock costs.
Revenue	 \$52 million vs Q1 2020	<ul style="list-style-type: none"> • Decrease was due to an \$82 million loss on risk management contracts compared to a gain of \$137 million in Q1 2020. The loss from risk management contracts in Q1 2021 was partly offset by higher average sales volumes and prices for all products compared to the same time in the prior year.

Market Commentary

On average, Keyera expects its Marketing business to contribute a “base realized margin” of between \$180 million and \$220 million annually. This base contribution assumes: i) AEF operates near capacity; ii) butane feedstock costs are comparable to the 2018 contract year; iii) there are no significant logistics or transportation curtailments; and iv) producers deliver their volumes according to plan. There are numerous variables that can affect the results from Keyera’s Marketing segment. For a detailed discussion of risk factors that affect Keyera, see Keyera’s Annual Information Form which is available at www.sedar.com.

For 2021, the Marketing segment is expected to generate annual realized margin between \$260 million and \$290 million, which exceeds the “base realized margin” because of lower term butane supply costs and the following additional assumptions: i) weaker iso-octane premiums compared to a typical peak demand season; and ii) current forward pricing for any unhedged volumes for the remainder of 2021.

For the first three months of 2021, gasoline fundamentals remained relatively consistent with the fourth quarter of 2020 as demand, outside of short-term storm related disruptions in the U.S., held at 10% below historical levels. Despite the continued roll out of the COVID-19 vaccines, regional spikes in case numbers and corresponding lockdown measures have largely prevented further demand improvement. However, refinery throughput and motor gasoline production continue to match the underlying demand, keeping inventories in line with historical levels and lending itself to strong motor gasoline prices.

While motor gasoline pricing has remained robust, the premium for iso-octane remained weak in the first quarter of 2021 compared to historical levels because of an increased supply of imported octane blending components. For the remainder of 2021, achieving higher product premiums will be dependent on further improvement in mobility trends and the return of normal global gasoline demand levels.

As butane is the primary feedstock to produce iso-octane, butane costs directly affect iso-octane margins. The majority of Keyera's butane supply is purchased on a one-year term basis. For the annual term supply contracts that began on April 1, 2021, the price for butane as a percentage of crude oil is lower than the average of the previous five years. Keyera's butane inventory levels have remained high since the AEF facility was taken offline for maintenance work in the fourth quarter of 2020.

As crude oil prices continued to strengthen through the first quarter of 2021, oil sands production remained strong. Consequently, condensate demand from oil sands producers was high, resulting in solid contribution from the sale of condensate that was comparable to the first quarter of 2020, prior to the pandemic. Margins from Keyera's liquids blending business were also strong in the first quarter due to high volumes and enhanced prices that have continued into the early part of the second quarter.

In the first quarter of 2021, the return of colder winter weather patterns and an increase in propane exports resulted in significantly higher propane pricing and demand in North America. As a result, propane sales and margins were robust. The outlook for propane pricing is anticipated to strengthen significantly, as incremental export capacity in North America came online in the early part of the second quarter of 2021 and Inter Pipeline's Heartland propane dehydrogenation facility becomes operational in 2022. Access to Keyera's cavern storage, Josephburg Terminal and Edmonton Terminal provides the Marketing segment with a competitive advantage as it can store and rail product to the highest value markets in North America throughout the year.

During the first quarter of 2021, Keyera realized approximately \$15 million in hedging losses associated with products that remained in inventory at March 31, 2021. These risk management losses will be offset by higher physical margin when the products are sold in the second quarter of 2021.

Risk Management

When possible, Keyera uses hedging strategies to mitigate risk in its Marketing business, including foreign currency exchange risk associated with the purchase and sale of NGLs and iso-octane. Keyera's hedging objective for iso-octane is to secure attractive margins and mitigate the effect of iso-octane price fluctuations on its future operating margins. Iso-octane is generally priced at a premium to the price of Reformulated Blendstock for Oxygen Blending ("RBOB"). RBOB is the highest volume refined product sold in the U.S. and has the most liquid forward financial contracts. Accordingly, Keyera expects to continue to utilize RBOB-based financial contracts to hedge a portion of its iso-octane sales.

To protect the value of its NGL inventory from fluctuations in commodity prices, Keyera typically uses physical and financial forward contracts. For propane inventory, contracts are generally put in place as inventory builds and may either: i) settle when products are expected to be withdrawn from inventory and sold; or ii) settle and reset on a month-to-month basis. Within these strategies, there may be differences in timing between when the contracts are settled and when the product is sold. In general, the increase or decrease in the fair value of the contracts is intended to mitigate fluctuations in the value of the inventories and protect operating margin. Keyera typically uses propane physical and financial forward contracts to hedge its propane inventory.

Keyera may hold butane inventory to meet the feedstock requirements of the AEF facility. For condensate, most of the product purchased is sold within one month. The supply and sales prices for both butane and condensate are typically priced as a percentage of West Texas Intermediate ("WTI") crude oil and in certain cases the supply cost may be based on a hub posted or index price. To align the pricing terms of physical supply with the terms of contracted sales and to protect the value of butane and condensate inventory, the following hedging strategies may be utilized:

-
- Keyera may enter into financial contracts to lock in the supply price at a specified percentage of WTI, as the sales contracts for butane and condensate are also generally priced in relation to WTI. When butane or condensate is physically purchased, the financial contract is settled and a realized gain or loss is recorded in income.
 - Once the product is in inventory, WTI financial forward contracts are generally used to protect the value of the inventory.

Within these hedging strategies, there may be differences in timing between when the financial contracts are settled and when the products are purchased and sold. There may also be basis risk between the prices of crude oil and the NGL products, and therefore the financial contracts may not fully offset future butane and condensate price movements.

For the three months ended March 31, 2021, the total unrealized loss on risk management contracts was \$8 million. Further details are provided in the “Composition of Marketing Revenue” table above.

The fair value of outstanding financial risk management contracts as at March 31, 2021 resulted in an unrealized (non-cash) loss of \$31 million. The fair value of financial and fixed price physical contracts will vary as these contracts are marked-to-market at the end of each period. A summary of the financial contracts existing at March 31, 2021, and the sensitivity to earnings resulting from changes in commodity prices, can be found in note 11, Financial Instruments and Risk Management, of the accompanying financial statements.

CORPORATE AND OTHER

Non-Operating Expenses and Other Income (Thousands of Canadian dollars)	Three months ended March 31,	
	2021	2020
Other (loss) income (operating margin)	(623)	67
General and administrative (net of overhead recoveries on operated facilities)	(19,455)	(22,761)
Finance costs	(40,108)	(31,136)
Depreciation, depletion and amortization expenses	(66,336)	(52,230)
Net foreign currency gain (loss) on U.S. debt and other	89	(12,013)
Long-term incentive plan (expense) recovery	(5,154)	16,927
Impairment expense	—	(194,001)
Gain on disposal of property, plant, and equipment	1,639	—
Other	4,989	—
Income tax expense	(25,814)	(31,861)

Other Income (Loss)

Keyera acquired oil and gas reserves as part of the acquisition of ownership interests in the Minnehik Buck Lake, West Pembina, Bigoray and Cynthia facilities. Keyera reports operating margin (net of royalties and operating expenses) from the production associated with all of its reserves as other income as it has no plans to drill additional wells to offset natural production declines. The West Pembina production wells are inactive and the production wells associated with the Minnehik Buck Lake facility were shut-in when operations were suspended at the facility during the second quarter of 2020. During the first quarter of 2021, Keyera disposed of its ownership interest in the Cynthia production wells, resulting in remaining reserves and production that are insignificant. The reserves and production are not material to Keyera's business and do not have a material effect on its financial results.

Other income (loss) for the three months ended March 31, 2021 was a loss of \$1 million, \$1 million lower than the same period in 2020. Production for the three months ended March 31, 2021 was nominal compared to 2,500 barrels of oil equivalent per day for the same period in 2020.

General and Administrative Expenses

G&A expenses for the three months ended March 31, 2021 were \$19 million, \$3 million lower than the same period in 2020, primarily due to severance costs recorded during the first quarter of the prior year as a result of the closure of the Nevis and Gilby gas plants. In addition, due to the decline in economic conditions at the onset of the pandemic, the company increased its allowance for expected credit losses during the first quarter of 2020.

Lower salaries and short-term incentive expenses resulting from Keyera's corporate workforce reductions in 2020 are materializing as expected.

Finance Costs

Finance costs for the three months ended March 31, 2021 were \$40 million, \$9 million higher than the same period in 2020 primarily due to lower interest capitalized on qualifying projects that is a reduction to finance costs. Interest capitalized on qualifying projects was \$4 million during the first quarter of 2021, compared to \$10 million in the same period of 2020.

Depreciation, Depletion and Amortization Expenses

Depreciation, depletion and amortization ("DD&A") expenses for the three months ended March 31, 2021 were \$66 million, \$14 million higher than the same period in 2020 primarily due to: (i) an increase in Keyera's overall asset base including phase two of the Wapiti gas plant, the gathering system expansion at Wapiti, the Pipestone gas plant and underground storage cavern 16 at Fort Saskatchewan; and (ii) a reduction in Keyera's decommissioning asset base during the first quarter of the prior year.

Net Foreign Currency Gain (Loss) on U.S. Debt and Other

The net foreign currency gain (loss) associated with the U.S. debt and other was as follows:

Net Foreign Currency Gain (Loss) on U.S. Debt and Other (Thousands of Canadian dollars)	Three months ended March 31,	
	2021	2020
Translation of long-term debt and interest payable	6,160	(50,808)
Change in fair value of cross-currency swaps – principal and interest portion	(7,824)	52,322
Gain on cross-currency swaps – interest portion ¹	—	354
Foreign exchange re-measurement of lease liabilities and other	1,753	(13,881)
Net foreign currency gain (loss) on U.S. debt and other	89	(12,013)

Note:

¹ Foreign currency gains resulted from the exchange of currencies related to the settlement of interest payments on the long-term cross-currency swaps.

To manage the foreign currency exposure on U.S. dollar denominated debt, Keyera has entered into cross-currency agreements with a syndicate of banks to swap the U.S. dollar principal and future interest payments into Canadian dollars. The cross-currency agreements are accounted for as derivative instruments and are marked-to-market at the end of each period. The fair value of the cross-currency swap agreements will fluctuate between periods due to changes in the forward curve for foreign exchange rates, as well as an adjustment to reflect credit risk. Additional information on the swap agreements can be found in note 11, Financial Instruments and Risk Management, of the accompanying financial statements.

Long-Term Incentive Plan (Expense) Recovery

The Long-Term Incentive Plan (“LTIP”) expense was \$5 million for the three months ended March 31, 2021, compared to a recovery of \$17 million in the same period in 2020. The LTIP expense in the first quarter of 2021 was primarily due to the recovery in Keyera’s share price at the end of March 31, 2021 relative to the significant decline in share price that occurred during the same period of the prior year.

Net Impairment Expense

Keyera reviews its assets for indicators of impairment on a quarterly basis. As well, if an asset has been impaired and subsequently recovers in value, GAAP requires the asset to be written-up (i.e., reversal of previous impairments). Impairment expenses are non-cash charges and do not affect operating margin, funds from operations, distributable cash flow, or adjusted EBITDA.

Keyera did not record any impairment expenses or reversals of previously recorded impairment expenses during the first quarter of 2021.

In the first quarter of 2020, Keyera recorded an impairment expense of \$194 million in relation to the Central Foothills and Drayton Valley North Cash-Generating Units (“CGUs”). The impairment expense recorded for the Central Foothills CGU was the result of the planned suspension of the West Pembina, Ricinus and Nordegg River gas plants as part of the gathering and processing optimization strategy. The impairment expense recorded for the Drayton Valley North CGU was the result of the low utilization at the Brazeau North and Pembina North gathering and processing complex.

Gain on Disposal of Property, Plant and Equipment

For the three months ended March 31, 2021, Keyera recorded a gain of \$2 million as a result of the disposition of its ownership interest in the Cynthia production wells.

Other

For the three months ended March 31, 2021, \$5 million of income was recorded from the Canada Emergency Wage Subsidy (“CEWS”) program, which was passed by the Government of Canada in April 2020 as part of its COVID-19 Economic Response Plan.

Taxes

In general, as earnings before taxes increase, total tax expense (current and deferred taxes) will also be higher. If sufficient tax pools exist, current income taxes will be reduced and deferred income taxes will increase as these tax pools are utilized. Other factors that affect the calculation of deferred income taxes include future income tax rate changes and permanent differences (i.e., accounting income or expenses that will never be taxed or deductible for income tax purposes).

Current Income Taxes

A current income tax expense of \$10 million was recorded for the three months ended March 31, 2021, compared to an expense of \$19 million from the same period in 2020. The lower current income tax expense in 2021 is due to lower taxable income.

For 2021, it is estimated that current income tax expense will be between \$20 million and \$30 million. The current income tax estimates for 2021 assumes that Keyera's business performs as planned and its capital projects are completed as expected.

Deferred Income Taxes

A deferred income tax expense of \$16 million was recorded for the three months ended March 31, 2021, compared to an expense of \$13 million during the same period in 2020. The deferred income tax expense in 2021 is due to a reduction in tax pools available to shelter taxable income.

Keyera estimates its total tax pools at March 31, 2021 were approximately \$3.4 billion.

CRITICAL ACCOUNTING ESTIMATES

In preparing Keyera's accompanying financial statements in accordance with GAAP, management is required to make estimates and assumptions that are not readily apparent from other sources, and are subject to change based on revised circumstances and the availability of new information. Actual results may differ from the estimates, which could materially affect the company's consolidated financial statements. Management has made appropriate decisions with respect to the formulation of estimates and assumptions that affect the recorded amounts of certain assets, liabilities, revenues and expenses. Keyera has hired qualified individuals who have the skills required to make such estimates. These estimates and assumptions are reviewed and compared to actual results as well as to budgets in order to make more informed decisions on future estimates. The methodologies and assumptions used in developing these estimates have not significantly changed since December 31, 2020. A description of the accounting estimates and the methodologies and assumptions underlying the estimates are described in the 2020 annual MD&A and note 4 of the audited consolidated financial statements for the year ended December 31, 2020, which are available at www.sedar.com.

LIQUIDITY AND CAPITAL RESOURCES

The following is a comparison of cash inflows (outflows) from operating, investing and financing activities for the three months ended March 31, 2021 and 2020:

Cash inflows (outflows) (Thousands of Canadian dollars)				
	Three months ended March 31,		Increase	Explanation
	2021	2020	(decrease)	
Operating	268,429	316,684	(48,255)	Cash generated from operating activities was lower in the first quarter of 2021 due to \$88 million in lower realized margin primarily from the Marketing segment. This was partly offset by higher cash generated from changes in operating working capital since year-end. These changes in operating working capital are merely timing differences associated with the collection and settlement of Keyera's accounts receivable and accounts payable balances.
Investing	(48,599)	(218,669)	170,070	Capital investment in the first quarter of 2021 was primarily related to engineering and regulatory activities associated with the KAPS pipeline project and construction activities related to the South Cheecham sulphur facilities and the Wildhorse terminal. These projects are described in more detail in the "Segmented Results of Operations" section of this MD&A. As phase two of the Wapiti gas plant and the Pipestone gas plant were completed in 2020, and with the Wildhorse terminal nearing completion, capital spending has decreased relative to the prior year.
Financing	(50,966)	(75,775)	24,809	In March 2021, Keyera issued \$350 million of subordinated notes, allowing for a full repayment on its outstanding Credit Facility, which totaled \$280 million, net of borrowings.

Refer to the consolidated statements of cash flows of the accompanying financial statements for more detailed information.

Working capital requirements are strongly influenced by the amounts of inventory held in storage and their related commodity prices. Product inventories are required to meet seasonal demand patterns and will vary depending on the time of year. Typically, Keyera's inventory levels for propane are at their lowest after the winter season and reach their peak in the third quarter to meet the demand for propane in the winter season.

Butane inventory is maintained for the production of iso-octane. When market conditions enable Keyera to source additional butane at favourable prices, butane may be held in storage for use in future periods.

KEYERA CORP.

Inventory levels for iso-octane may fluctuate depending on market conditions. Demand for iso-octane is typically stronger in the second and third quarters, associated with the higher gasoline demand in the summer months.

A working capital surplus (current assets less current liabilities) of \$225 million existed at March 31, 2021. This is compared to a surplus of \$148 million at December 31, 2020. To meet its current obligations and growth capital program, Keyera has access to a credit facility in the amount of \$1.5 billion, of which \$nil was drawn as at March 31, 2021. Refer to the section below of this MD&A, "Long-term Debt", for more information related to Keyera's unsecured revolving credit facility ("Credit Facility").

Dividend Reinvestment Plan

In April 2020, Keyera announced the discontinuation of the dividend reinvestment plan (the "Plan"). Shareholders who had been participating in either component of the Plan received the full cash dividend declared beginning with the dividend paid in May 2020. For the three months ended March 31, 2020, the Plan generated cash of \$62 million. Refer to Keyera's 2020 year end MD&A for more information related to the Plan.

Corporate Credit Ratings

In light of the sharp decline in commodity prices and S&P Global's ("S&P") outlook for the industry that occurred in the first quarter of the prior year, S&P lowered Keyera's corporate credit rating from "BBB/stable" to a "BBB-/stable" in April 2020. At the same time, S&P lowered Keyera's medium-term notes issued in June 2018 to 'BBB-' from 'BBB', and the rating on its subordinated hybrid notes issued in June 2019 to 'BB' from 'BB+'. Keyera's corporate credit rating and issuer rating on its medium-term notes assigned by DBRS Limited ("DBRS") remain unchanged at "BBB" with a "stable" trend. The issuer-rating assigned by DBRS on Keyera's subordinated hybrid notes also remain at "BB (high)". Both credit agencies currently treat the subordinated hybrid notes as 50% equity.

Credit ratings are intended to provide investors with an independent measure of credit quality of an issue of securities. Credit ratings are not recommendations to purchase, hold or sell securities and do not address the market price or suitability of a specific security for a particular investor. There is no assurance that any rating will remain in effect for any given period of time or that any rating will not be revised or withdrawn entirely by a rating agency in the future if, in its judgment, circumstances so warrant.

Rating agencies will regularly evaluate Keyera, including its financial strength. In addition, factors not entirely within Keyera's control may also be considered, including conditions affecting the industry in which it operates. A credit rating downgrade could impair Keyera's ability to enter into arrangements with suppliers or counterparties and could limit its access to private and public credit markets in the future and increase the costs of borrowing.

Long-term Debt (including Credit Facilities)

Below is a summary of Keyera's long-term debt obligations as at March 31, 2021:

As at March 31, 2021 (Thousands of Canadian dollars)	Total	2021	2022	2023	2024	2025	After 2025
Credit facilities	—	—	—	—	—	—	—
Total credit facilities	—	—	—	—	—	—	—
Canadian dollar denominated debt							
Senior unsecured notes	1,132,000	—	60,000	30,000	17,000	120,000	905,000
Senior unsecured medium-term notes	800,000	—	—	—	—	—	800,000
Subordinated hybrid notes	950,000	—	—	—	—	—	950,000
	2,882,000	—	60,000	30,000	17,000	120,000	2,655,000
Senior unsecured U.S. dollar denominated notes	418,648	—	—	—	160,922	176,008	81,718
Total debt	3,300,648	—	60,000	30,000	177,922	296,008	2,736,718
Less: current portion of long-term debt	—	—	—	—	—	—	—
Total long-term debt	3,300,648	—	60,000	30,000	177,922	296,008	2,736,718

Credit Facilities

Keyera's Credit Facility is with a syndicate of eight lenders under which it can borrow up to \$1.5 billion, with the potential to increase that limit to \$1.85 billion subject to certain conditions. As at March 31, 2021, \$nil was drawn under this facility (December 31, 2020 – \$280 million). The Credit Facility matures on December 6, 2024. Management expects to extend the Credit Facility prior to maturity, and in the event of reaching maturity, expects an adequate replacement will be established.

Keyera also has two unsecured revolving demand facilities, one with the Toronto Dominion Bank in the amount of \$25 million and the other with the Royal Bank of Canada in the amount of \$50 million. These facilities bear interest based on the lenders' rates for Canadian prime commercial loans, U.S. base rate loans, LIBOR loans or bankers' acceptances.

Long-term Debt

Keyera's long-term debt structure consists of a number of senior unsecured notes, medium-term notes and subordinated hybrid notes. On March 10, 2021, Keyera issued \$350 million of fixed-to-fixed rate subordinated notes due March 10, 2081 in the Canadian public debt market. The subordinated notes were issued under Keyera's short form base shelf prospectus dated November 15, 2019 and supplemented by a prospectus supplement dated March 8, 2021. The interest rate of 5.95% is payable in equal semi-annual payments for the period from March 10, 2021 to, but not including, March 10, 2031, with the first interest payment date on September 10, 2021. Commencing on March 10, 2031 until maturity, on each interest reset date (March 10, 2031 and every five years thereafter whereby any of the notes are outstanding), the interest rate will reset to a fixed rate per annum as follows:

Interest Reset Periods	Interest Rate
March 10, 2031 to, but not including, March 10, 2051	5-Year Government of Canada Yield plus 4.655%
March 10, 2051 to, but not including, March 10, 2081	5-Year Government of Canada Yield plus 5.405%

The notes are subject to optional redemption by Keyera, whereby on or after December 10, 2030, Keyera may redeem the notes in whole at any time, or in part from time to time, and dependent upon certain conditions. A portion of the proceeds were used to repay indebtedness under Keyera's Credit Facility. The

remaining proceeds will be used to fund Keyera's ongoing capital program, including its ownership interest in KAPS, and for other general corporate purposes.

As at March 31, 2021, Keyera had \$2,882 million and US\$333 million of long-term debt. To manage the foreign currency exposure on the U.S. dollar denominated debt, Keyera has entered into cross-currency agreements with a syndicate of banks to swap the U.S. dollar principal and future interest payments into Canadian dollars at foreign exchange rates of \$0.98 and \$1.03 per U.S. dollar for the principal payments and \$1.22 and \$1.14 per U.S. dollar for the future interest payments. The cross-currency agreements are accounted for as derivative instruments and are measured at fair value at the end of each quarter. The section of this MD&A titled, "Net Foreign Currency Gain (Loss) on U.S. Debt and Other", provides more information.

Compliance with Covenants

The Credit Facility is subject to two major financial covenants: "Net Debt to Adjusted EBITDA" and "Adjusted EBITDA to Interest Charges" ratios. The senior unsecured notes are subject to three major financial covenants: "Net Debt to Adjusted EBITDA", "Adjusted EBITDA to Interest Charges" and "Priority Debt to Total Assets". The medium-term notes are subject to one major financial covenant: "Funded Debt to Total Capitalization". The calculations for each of these ratios (i) are based on specific definitions in the agreements governing the Credit Facility and relevant notes, as applicable, (ii) are not in accordance with GAAP, and (iii) cannot be easily calculated by referring to the company's financial statements. Failure to adhere to these covenants may impair Keyera's ability to pay dividends and such a circumstance could affect the company's ability to execute future growth plans. Management expects that upon maturity of the company's credit facilities and other debt arrangements, adequate replacements will be established.

The primary covenant for Keyera's private senior unsecured notes and its Credit Facility is a Net Debt to Adjusted EBITDA ratio. In the calculation of debt for the purpose of calculating this covenant, Keyera is required to: i) include senior debt; ii) deduct working capital surpluses or add working capital deficits; and iii) utilize the cross-currency swap rates in the calculation of debt rather than the spot rate as at each statement of financial position date. The covenant test calculation also excludes 100% of Keyera's \$950 million subordinated hybrid notes. Keyera is required to maintain a Net Debt to Adjusted EBITDA ratio of less than 4.0; however, the company has the flexibility to increase this ratio from 4.0 to 4.5 for periods of up to four consecutive fiscal quarters.

As at March 31, 2021, Keyera was in compliance with all covenants under its Credit Facility and outstanding notes. Keyera's Net Debt to Adjusted EBITDA ratio at March 31, 2021 was 2.7x for covenant test purposes (December 31, 2020 – 2.9x). As a long-term target, Keyera's objective is to maintain a Net Debt to Adjusted EBITDA ratio of between 2.5x to 3.0x. This range results in a leverage profile that supports Keyera's investment grade credit ratings.

For additional information regarding these financial covenants, refer to the Credit Facility and the Note Agreements which are available on SEDAR at www.sedar.com.

Capital Expenditures and Acquisitions

The following table is a breakdown of capital expenditures and acquisitions for the three months ended March 31, 2021 and 2020:

Capital Expenditures and Acquisitions (Thousands of Canadian dollars)	Three months ended March 31,	
	2021	2020
Acquisitions	—	—
Growth capital expenditures	48,028	210,614
Maintenance capital expenditures	3,905	8,208
Total capital expenditures	51,933	218,822

Growth capital expenditures for the three months ended March 31, 2021 amounted to \$48 million. Refer to the section of this MD&A, “Segmented Results of Operations”, for information related to the various growth capital projects in the Liquids Infrastructure segment, including estimated costs to complete, costs incurred in 2021 and since inception of the project, and estimated completion timeframes.

Keyera has comprehensive inspection, monitoring and maintenance programs in place. The objectives of these programs are to keep Keyera’s facilities in good working order and to maintain their ability to operate reliably for many years. In addition to the maintenance capital expenditures, Keyera incurred maintenance and repair expenses of \$11 million for the three months ended March 31, 2021, \$2 million lower than the same period in the prior year.

Dividends

Funds from Operations and Distributable Cash Flow

Funds from operations and distributable cash flow are not standard measures under GAAP, and therefore may not be comparable to similar measures reported by other entities. Funds from operations is used to assess the level of cash flow generated from operating activities excluding the effect of changes in non-cash working capital, as they are primarily the result of seasonal fluctuations in product inventories or other temporary changes. Funds from operations is also a valuable measure that allows investors to compare Keyera with other infrastructure companies within the oil and gas industry.

Distributable cash flow is used to assess the level of cash flow generated from ongoing operations and to evaluate the adequacy of internally generated cash flow to fund dividends. Deducted from the determination of distributable cash flow are maintenance capital expenditures, lease expenditures, including the periodic costs related to prepaid leases, and inventory write-downs. Refer to the section of the MD&A titled “Non-GAAP Financial Measures”.

The following is a reconciliation of funds from operations and distributable cash flow to its most closely related GAAP measure, cash flow from operating activities:

Funds from Operations and Distributable Cash Flow (Thousands of Canadian dollars)	Three months ended March 31,	
	2021	2020
Cash flow from operating activities	268,429	316,684
Add (deduct):		
Changes in non-cash working capital	(87,364)	(30,336)
Funds from operations	181,065	286,348
Maintenance capital	(3,905)	(8,208)
Leases	(11,778)	(12,316)
Prepaid lease asset	(631)	—
Inventory write-down	—	(12,785)
Distributable cash flow	164,751	253,039
Dividends declared to shareholders	106,091	105,212
Payout ratio	64%	42%

Distributable cash flow for the three months ended March 31, 2021 was \$165 million, \$88 million lower than the same period in 2020 primarily due to \$88 million in lower realized margin.

Dividend Policy

Keyera currently pays a dividend of \$0.16 per share per month, or \$1.92 per share annually. One of Keyera's priorities is to maintain the current monthly dividend while preserving a low dividend payout ratio and strong financial position. In determining the level of cash dividends to shareholders, Keyera's board of directors considers current and expected future levels of distributable cash flow, capital expenditures, borrowings and debt repayments, changes in working capital requirements and other factors.

Keyera expects to pay dividends from distributable cash flow; however, credit facilities may be used to stabilize dividends from time to time. Growth capital expenditures will be funded from cash, retained operating cash flow, and additional debt or equity, as required. Although Keyera intends to continue to make regular, monthly cash dividends to its shareholders, these dividends are not guaranteed. For a more detailed discussion of the risks that could affect the level of cash dividends, refer to Keyera's Annual Information Form available at www.sedar.com.

EBITDA

EBITDA and adjusted EBITDA are not standard measures under GAAP and, therefore, may not be comparable to similar measures reported by other entities. EBITDA is a measure showing earnings before finance costs, taxes, depreciation and amortization. Adjusted EBITDA is calculated as EBITDA before costs associated with non-cash items, including unrealized gains/losses on commodity-related contracts, net foreign currency gains/losses on U.S. debt and other, impairment expenses and any other non-cash items such as gains/losses on the disposal of property, plant and equipment. Management believes that these supplemental measures facilitate the understanding of Keyera's results from operations. Refer to the section of the MD&A titled "Non-GAAP Financial Measures".

The following is a reconciliation of EBITDA and adjusted EBITDA to their most closely related GAAP measure, net earnings:

EBITDA (Thousands of Canadian dollars)	Three months ended March 31,	
	2021	2020
Net earnings	85,825	85,608
Add (deduct):		
Finance costs	40,108	31,136
Depreciation, depletion and amortization expenses	66,336	52,230
Income tax expense	25,814	31,861
EBITDA	218,083	200,835
Unrealized loss (gain) on commodity-related contracts	8,475	(79,734)
Net foreign currency (gain) loss on U.S. debt and other	(89)	12,013
Impairment expense	—	194,001
Gain on disposal of property, plant, and equipment	(1,639)	—
Adjusted EBITDA	224,830	327,115

CONTRACTUAL OBLIGATIONS

Keyera has assumed various contractual obligations in the normal course of its operations. There were no material changes in contractual obligations since December 31, 2020.

RELATED PARTY TRANSACTIONS

Keyera has provided compensation to key management personnel who are comprised of its directors and executive officers. There have been no other material related party transactions or significant changes to the annual compensation amounts disclosed in the December 31, 2020 annual audited financial statements.

RISK FACTORS

For a detailed discussion of the risks and trends that could affect the financial performance of Keyera and the steps that Keyera takes to mitigate these risks, see the December 31, 2020 MD&A and Keyera's Annual Information Form, which are available on SEDAR at www.sedar.com.

ENVIRONMENTAL REGULATION AND CLIMATE CHANGE

Keyera is subject to a range of laws, regulations and requirements imposed by various levels of government and regulatory bodies in the jurisdictions in which it operates. While these legal controls and regulations affect numerous aspects of Keyera's activities, including but not limited to, the operation of wells, pipelines and facilities, construction activities, transportation of dangerous goods, emergency response, operational safety and environmental matters, Keyera does not believe that they impact its operations in a manner materially different from other comparable businesses operating in the same jurisdictions.

The midstream industry is subject to provincial and federal environmental legislation and regulations. Among other things, the environmental regulatory regime provides for restrictions and prohibitions on releases or emissions of various substances produced in association with certain oil and natural gas industry operations. Environmental regulation affects the operation of facilities and limits the extent to which facility expansion is permitted. In addition, legislation requires that facility sites and pipelines be abandoned and reclaimed to the satisfaction of provincial authorities and local landowners. A breach of such legislation may result in the imposition of fines, the issuance of clean-up orders or the shutting down of facilities and pipelines.

Greenhouse gases, mainly carbon dioxide and methane, are components of the raw natural gas processed and handled at Keyera's facilities. Operations at Keyera's facilities, including the combustion of fossil fuels in engines, turbines, heaters and boilers, release carbon dioxide, methane and other minor greenhouse gases. As such, Keyera is subject to various greenhouse gas reporting and reduction programs. Keyera uses engineering consulting firms and internal resources to compile inventories of greenhouse gas emissions and reports these inventories in accordance with federal and provincial programs. Third party audits or verifications of inventories are conducted for facilities that are required to meet regulatory targets.

Keyera is closely monitoring the ongoing development and implementation of the regulatory framework through which the federal and provincial governments are implementing their climate change and emissions reduction policies.

Keyera's year-over-year compliance costs are increasing as a result of the changes in emissions regulation and are expected to continue to increase. Overall, the increased costs are not expected to be material to Keyera in the near term; however, Keyera is looking at opportunities to reduce its costs and enhance the management of its emissions profile. For a detailed discussion of environmental regulations that affect Keyera, political and legislative developments as they relate to climate change and the risks associated therewith, see Keyera's Annual Information Form which is available at www.sedar.com.

SUMMARY OF QUARTERLY RESULTS

The following table presents selected financial information for Keyera:

	Mar 31, 2021	Dec 31, 2020	Sep 30, 2020	June 30, 2020	Mar 31, 2020	Dec 31, 2019	Sep 30, 2019	June 30, 2019
Revenue¹								
Gathering and Processing	143,644	139,826	108,486	124,871	128,759	143,736	133,057	120,012
Liquids Infrastructure	147,737	148,487	138,630	135,884	144,787	142,885	137,657	130,955
Marketing	821,617	513,581	546,067	343,868	873,163	783,899	644,141	785,736
Other	(397)	2,892	2,700	1,625	3,486	5,772	3,338	5,570
Operating margin (loss)								
Gathering and Processing	78,983	76,965	49,404	69,411	64,471	80,878	74,803	69,713
Liquids Infrastructure	104,385	98,330	99,579	99,593	102,122	91,305	98,085	92,560
Marketing	53,230	(12,039)	52,355	(9,103)	246,023	87,375	138,262	117,479
Other	(623)	2,257	1,209	(106)	67	2,883	252	2,513
Operating margin	235,975	165,513	202,547	159,795	412,683	262,441	311,402	282,265
Realized margin (loss)²								
Gathering and Processing	79,227	76,965	49,404	69,411	64,471	80,910	74,851	69,707
Liquids Infrastructure	104,811	97,609	99,223	99,233	103,082	91,628	98,535	92,655
Marketing	61,035	11,153	64,256	54,184	165,024	120,008	115,734	114,687
Other	(623)	1,785	1,086	(96)	372	2,913	388	2,531
Realized margin²	244,450	187,512	213,969	222,732	332,949	295,459	289,508	279,580
Net earnings (loss)³	85,825	(74,777)	33,436	17,763	85,608	29,718	154,428	224,511
Net earnings (loss) per share³ (\$/share)								
Basic	0.39	(0.34)	0.15	0.08	0.39	0.14	0.72	1.05
Diluted	0.39	(0.34)	0.15	0.08	0.39	0.14	0.72	1.05
Weighted average common shares (basic)	221,023	221,023	221,023	220,851	218,860	216,938	215,016	213,239
Weighted average common shares (diluted)	221,023	221,023	221,023	220,851	218,860	216,938	215,016	213,239
Dividends declared to shareholders	106,091	106,091	106,091	106,091	105,212	104,280	101,198	96,085

Notes:

¹ Keyera's Gathering and Processing and Liquids Infrastructure segments charge Keyera's Marketing segment for the use of facilities at market rates. Revenue before inter-segment eliminations reflects these transactions. Inter-segment transactions are eliminated on consolidation in order to arrive at operating revenues in accordance with GAAP.

² Realized margin is defined as operating margin excluding unrealized gains and losses on commodity-related risk management contracts. Realized margin is not a standard measure under GAAP. See the section titled "Non-GAAP Financial Measures". For a reconciliation of operating margin to realized margin as it relates to the Marketing, Gathering and Processing, and Liquids Infrastructure segments, see the section titled "Segmented Results of Operations".

³ Comparative June 30, 2019 and September 30, 2019 periods have been restated. Refer to the "Voluntary Change in Accounting Policy" section of the audited consolidated financial statements as at and for the year ended December 31, 2019 for additional information.

For the periods in the table above, Keyera's results were affected by the following factors and trends:

- incremental margin from new investments including the 16th underground storage cavern in Fort Saskatchewan, the Base Line Terminal, the Wapiti gas plant and related infrastructure, and the Pipestone gas plant and liquids hub;
- declining volumes and fees for certain gas plants in the South region of the Gathering and Processing segment that has led to asset impairments;
- growth in demand for diluent handling services in the Liquids Infrastructure segment backed by long-term, take-or-pay contracts with credit worthy counterparties;

-
- strong demand and market fundamentals for iso-octane in the Marketing segment prior to the second quarter of 2020; and
 - a prudent and effective risk management program.

See the section of this MD&A, “Segmented Results of Operations”, for more information on the financial results of Keyera’s operating segments for the three months ended March 31, 2021.

ADOPTION OF NEW STANDARDS

There were no new IFRS standards adopted by Keyera during the three months ended March 31, 2021.

FUTURE ACCOUNTING PRONOUNCEMENTS

There were no significant new accounting standards or interpretations issued during the three months ended March 31, 2021.

CONTROL ENVIRONMENT

Disclosure Controls and Procedures

The Chief Executive Officer and the Chief Financial Officer are satisfied that, as of March 31, 2021, Keyera’s disclosure controls and procedures are designed to provide reasonable assurance that material information relating to Keyera and its consolidated subsidiaries has been brought to their attention and that information required to be disclosed pursuant to applicable securities legislation has been recorded, processed, summarized and reported in an appropriate and timely manner.

Internal Controls Over Financial Reporting

The Chief Executive Officer and the Chief Financial Officer are satisfied that Keyera’s internal controls over financial reporting are designed to provide reasonable assurance regarding the reliability of financial reporting and the preparation of financial statements for external purposes in accordance with GAAP.

No changes were made for the period beginning January 1, 2021 and ending March 31, 2021 that have materially affected, or are reasonably likely to materially affect Keyera’s internal controls over financial reporting.

COMMON SHARES

Due to the discontinuation of the DRIP and Premium DRIP programs, during the three months ended March 31, 2021, and subsequent to March 31, 2021, there were no common shares issued to shareholders. The total common shares outstanding at March 31, 2021 was 221,022,873.

NON-GAAP FINANCIAL MEASURES

This discussion and analysis refers to certain financial measures that are not determined in accordance with GAAP. Measures such as funds from operations (defined as cash flow from operating activities adjusted for changes in non-cash working capital); distributable cash flow (defined as cash flow from operating activities adjusted for changes in non-cash working capital, inventory write-downs, maintenance capital expenditures and lease payments, including the periodic costs related to prepaid leases); distributable cash flow per share (defined as distributable cash flow divided by weighted average number of shares – basic); payout ratio (defined as dividends declared to shareholders divided by distributable cash flow); EBITDA (defined as earnings before finance costs, taxes, depreciation, and amortization); adjusted EBITDA (defined as EBITDA before costs associated with non-cash items, including unrealized gains/losses on commodity-related contracts, net foreign currency gains/losses on U.S. debt and other, impairment expenses and any other non-cash items such as gains/losses on the disposal of property, plant and equipment); realized margin (defined as operating margin excluding unrealized gains and losses on commodity-related risk management contracts); and compound annual growth rate for distributable cash flow per share, calculated as:

$$\text{Compound Annual Growth Rate for Distributable Cash Flow per Share} = \left(\frac{\text{Distributable Cash Flow per Share at the end of the period}}{\text{Distributable Cash Flow per Share at the beginning of the period}} \right)^{\left(\frac{1}{\text{Number of Years}} \right)} - 1$$

are not standard measures under GAAP and, therefore, may not be comparable to similar measures reported by other entities. Management believes that these supplemental measures facilitate the understanding of Keyera's results of operations, leverage, liquidity and financial position. Funds from operations is used to assess the level of cash flow generated from operating activities excluding the effect of changes in non-cash working capital, as they are primarily the result of seasonal fluctuations in product inventories or other temporary changes. Funds from operations is also a valuable measure that allows investors to compare Keyera with other companies within the midstream oil and gas industry. Distributable cash flow is used to assess the level of cash flow generated from ongoing operations and to evaluate the adequacy of internally generated cash flow to fund dividends. EBITDA and adjusted EBITDA are measures used as an indication of earnings generated from operations after consideration of administrative and overhead costs. Realized margin is used to assess the financial performance of Keyera's ongoing operations without the effect of unrealized gains and losses on commodity-related risk management contracts related to future periods. Compound annual growth rate provides investors with the rate at which distributable cash flow per share has grown over a defined period of time. Investors are cautioned, however, that these measures should not be construed as an alternative to net earnings determined in accordance with GAAP as an indication of Keyera's performance.

FORWARD-LOOKING STATEMENTS

In order to provide readers with information regarding Keyera, including its assessment of future plans and operations, its financial outlook and future prospects overall, this MD&A contains certain statements that constitute “forward-looking information” within the meaning of applicable Canadian securities legislation (collectively, “forward-looking information”). Forward-looking information is typically identified by words such as “anticipate”, “continue”, “estimate”, “expect”, “may”, “will”, “project”, “should”, “plan”, “intend”, “believe”, and similar words or expressions, including the negatives or variations thereof. All statements other than statements of historical fact contained in this document are forward-looking information, including, without limitation, statements regarding:

- industry, market and economic conditions and any anticipated effects on Keyera;
- Keyera’s future financial position and operational performance and future financial contributions and margins from its business segments including, but not limited to, Keyera’s expectation that its Marketing business will contribute realized margin between \$260 million and \$290 million in 2021, and on average, a “base realized margin” of between \$180 million and \$220 million annually;
- estimated costs and benefits associated with reductions in operating and G&A expenses and optimization of gas plants, estimated maintenance and turnaround costs and estimated decommissioning expenses;
- the expectation that demand for Keyera’s liquid infrastructure service offerings will remain strong;
- future dividends and taxes;
- business strategy, anticipated growth and plans of management;
- budgets, including future growth capital, operating and other expenditures and projected costs;
- estimated utilization rates and throughputs;
- expected costs, in-service dates and schedules for capital projects (including projects under construction/development and proposed projects) and sources of funding for such projects;
- anticipated timing for future revenue streams and optimization plans;
- treatment of Keyera and its projects under existing and proposed governmental regulatory regimes;
- the operation and effectiveness of risk management programs;
- expected outcomes with respect to legal proceedings and potential insurance recoveries;
- expectations regarding Keyera’s ability to maintain its competitive position, raise capital and add to its assets through acquisitions or internal growth opportunities;
- expectations as to the financial impact of Keyera’s compliance with future environmental and carbon tax regulation; and
- the expected impact of the COVID-19 pandemic on Keyera and the economy generally.

All forward-looking information reflects Keyera’s beliefs and assumptions based on information available at the time the applicable forward-looking information is made and in light of Keyera’s current expectations with respect to such things as the outlook for general economic trends, industry trends, commodity prices, Keyera’s access to the capital markets and the cost of raising capital, the integrity and reliability of Keyera’s assets, and the governmental, regulatory and legal environment. Keyera’s expectation as to the “base realized margin” to be contributed by its Marketing segment assumes: (i) AEF operates near capacity; (ii) butane feedstock costs are comparable to the 2018 contract year; (iii) there are no significant logistical or transportation curtailments; and (iv) producers deliver their volumes according to plan. For all construction projects, estimated completion times and costs assume that construction proceeds as planned on schedule and on budget and that, where required, all regulatory approvals and other third-party approvals or consents are received on a timely basis. In some instances, this MD&A may also contain forward-looking information attributed to third parties. Forward-looking information does not guarantee future performance. Management believes that its assumptions and expectations reflected in the forward-looking information contained herein are reasonable based on the information available on the date such information is provided and the process used to prepare the information. However, it cannot assure readers that these expectations will prove to be correct.

All forward-looking information is subject to known and unknown risks, uncertainties and other factors that may cause actual results, events, levels of activity and achievements to differ materially from those

anticipated in the forward-looking information. Such risks, uncertainties and other factors include, without limitation, the following:

- Keyera's ability to implement its strategic priorities and business plan and achieve the expected benefits;
- general industry, market and economic conditions;
- activities of customers, producers and other facility owners;
- operational hazards and performance;
- the effectiveness of Keyera's risk management programs;
- competition;
- changes in commodity composition and prices, inventory levels, supply/demand trends and other market conditions and factors;
- processing and marketing margins;
- climate change risks, including the effects of unusual weather and natural catastrophes;
- climate change effects and regulatory and market compliance and other costs associated with climate change;
- variables associated with capital projects, including the potential for increased costs, timing, delays, cooperation of partners, and access to capital on favourable terms;
- fluctuations in interest, tax and foreign currency exchange rates;
- counterparty performance and credit risk;
- changes in operating and capital costs;
- cost and availability of financing;
- ability to expand, update and adapt infrastructure on a timely and effective basis;
- decommissioning, abandonment and reclamation costs;
- reliance on key personnel and third parties;
- relationships with external stakeholders, including Indigenous stakeholders;
- technology, security and cybersecurity risks;
- potential litigation and disputes;
- uninsured and underinsured losses;
- ability to service debt and pay dividends;
- changes in credit ratings;
- reputational risks;
- changes in environmental and other laws and regulations;
- actions by governmental authorities; and
- global health crisis, such as pandemics and epidemics, including the COVID-19 pandemic and the unexpected impact related thereto;

and other risks, uncertainties and other factors, many of which are beyond the control of Keyera, and some of which are discussed under "Risk Factors" herein and in Keyera's Annual Information Form. Further, because there is interconnectivity between many of the risks Keyera faces, it is possible that different constellations of risk could materialize which could result in unanticipated outcomes or consequences.

Proposed construction and completion schedules and budgets for capital projects described herein are subject to many variables, including weather; availability and prices of materials; labour; customer project schedules and expected in-service dates; contractor productivity; contractor disputes; quality of cost estimating; decision processes and approvals by joint venture partners; changes in project scope at the time of project sanctioning; regulatory approvals, conditions or delays; Keyera's ability to secure adequate land rights and water supply; and macro socio-economic trends. As a result, expected timing, costs and benefits associated with these projects may differ materially from the descriptions contained herein. Further, some of the projects described are subject to securing sufficient producer/customer interest and may not proceed if sufficient commitments are not obtained.

Readers are cautioned that the foregoing list of important factors is not exhaustive and they should not unduly rely on the forward-looking information included in this MD&A. Further, readers are cautioned that the forward-looking information contained herein is made as of the date of this MD&A. Unless required by law,

KEYERA CORP.

Keyera does not intend and does not assume any obligation to update any forward-looking information. All forward-looking information contained in this MD&A is expressly qualified by this cautionary statement. Further information about the factors affecting forward-looking information and management's assumptions and analysis thereof, is available in filings made by Keyera with Canadian provincial securities commissions available on SEDAR at www.sedar.com.